

## Leeb Hardness Tester



**Model:** HM-6580 (Enhanced Type)  
HM-6560 (Functional Type, Separate)  
HM-6561 (Functional Type, Integral)

### Applications

Applicable to Die cavity of molds, Inspection of bearing and other mass produced parts on a production line, Failure analysis of pressure vessel, steam generator and other equipment, Inspection of installed machinery, permanent parts of assembled systems and heavy work pieces, Testing surface of a small hollow space, etc.

### Measuring and Converting Ranges

Material	Converting Ranges						
	HL	HRC	HRB	HB		HS	HV
				30D <sup>2</sup>	10D <sup>2</sup>		
Steel & Cast St.	300-900	20.0-68.0	38.4-99.5	80-647		32.5-99.5	80-940
C.W. Tool Steel	300-840	20.4-67.1					80-898
ST. STEEL	300-800	19.6-62.4	46.5-101.7	85-655			80-802
Gray Cast Iron	360-650			93-334			
Nodular Cast Iron	400-660			131-387			
Cast Aluminum	174-560				20-159		
Brass	200-550		13.5-95.3		40-173		
Bronze	300-700				60-290		
Copper	200-690				45-315		

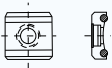
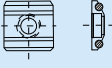


### Features

- \* HM-6580 applies solid aluminum alloy housing, while HM-6560/HM-6561 applies light weight ABS-plastic housing.
- \* Palm size for narrow space.
- \* Test at any angle, even upside down.
- \* Hardness scales HRB, HRC, HV, HB, HS,HL.
- \* Able to store 50 groups including single measured value, impact direction, material and hardness scale etc.
- \* User recalibration function allowed.
- \* Manual or automatic power off.
- \* Low battery indication.
- \* Use RS-232 data output to connect with PC.
- \* Provide Bluetooth data output choice.

## Specifications & Accessories

Model	HM-6580	HM-6560	HM-6561
Display	LCD		
Materials	9 different common materials ( Steel & Cast Steel, C. W. Tool Steel, Stainless Steel, Gray Cast Iron, Nodular Cast Iron, Cast Aluminum, Brass, Bronze, Copper )		
Measuring Range	170-960 (HLD)	200-900 (HLD)	
Accuracy	Display Error $\pm 12$		
Repeatability	$\pm 12$	$\pm 12$	
Conversion	HL-HRC-HRB-HB-HV-HSD		
Memory	50 Data Can Be Stored And Re-readable		
Impact device	Probe D, Weight: 75 g		
Storage Temperature	-30 ~ 60 °C		
Operating Temperature	-10 ~ 50 °C		
Conditions Humidity	<90 %RH		
Power Supply	2x1.5V AA (UM-3) Battery	4x1.5V AAA (UM-4) Battery	2x1.5V AAA (UM-4) Battery
Dimensions	130x76x32mm	120x62x30mm	146x65x36mm
Weight	340 g (Not Including Batteries)	164 g (Not Including Batteries)	130 g (Not Including Batteries)
Standard Accessories	Main Unit, Standard Test Block, Small Support Ring, Carrying Case (B09), Manual Book, Cleaning Brush		
Optional Accessories	Probe With Cable		Probe Bluit-in
Optional Accessories	Support Rings Set, Impact Body, RS-232C Data Cable with Software, Bluetooth Data Adapter with Software		

## Supporting Ring Set

NO.	Model	Sketch of Supporting Ring	Remarks
1	Z10-15		For Testing Cylindrical Outside Surface R10~R15
2	Z14.5-30		For Testing Cylindrical Outside Surface R14. 5~R30
3	Z25-50		For Testing Cylindrical Outside Surface R25~R50
4	HZ11-13		For Testing Cylindrical Outside Surface R11~R13
5	HZ12.5-17		For Testing Cylindrical Outside Surface R12. 5~R17
6	HZ16.5-30		For Testing Cylindrical Outside Surface R16. 5~R30
7	K10-15		For Testing Spherical Outside Surface SR10~SR15
8	K14.5-30		For Testing Spherical Outside Surface SR14. 5~SR30
9	HK11-13		For Testing Spherical Outside Surface SR11~SR13
10	HK12.5-17		For Testing Spherical Outside Surface SR12. 5~SR17
11	HK16.5-30		For Testing Spherical Outside Surface SR16. 5~SR30
12	UN		